

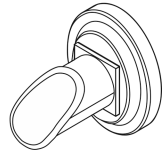
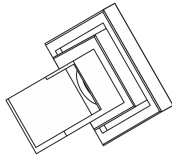
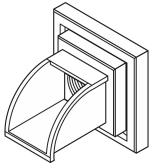


Wandauslass / Wall Spout

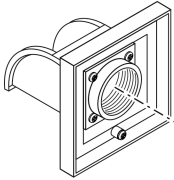
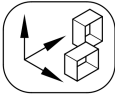
Quadrat, Rhombus, Ellipse, Rund / Square, Rhombus, Ellipse, Circle

DE Gebrauchsanleitung
EN Operating instructions
FR Notice d'emploi
NL Gebruiksaanwijzing
ES Instrucciones de uso
PT Instruções de uso
IT Istruzioni d'uso
DA Brugsanvisning
NO Bruksanvisning
SV Bruksanvisning
FI Käyttöohje

HU Használati útmutató
PL Instrukcja użytkowania
CS Návod k použití
SK Návod na použitie
SL Navodila za uporabo
HR Uputa o upotrebi
RO Instrucțiuni de folosință
BG Упътване за употреба
UK Посібник з експлуатації
RU Руководство по эксплуатации
CN 使用说明书



WSX0001



Anschluss Kit Wandauslass
Connection Kit Wall Spout
(85857)

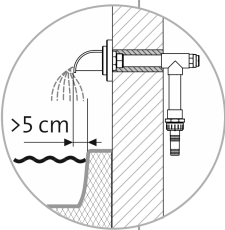


G1 1/2

Ø 40 x 300 mm

G1

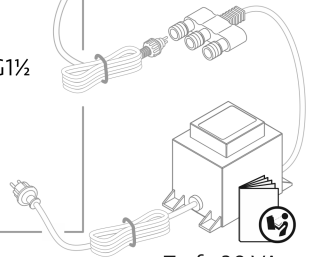
Wandauslass Beleuchtung
Wall Spout LED
(84183)



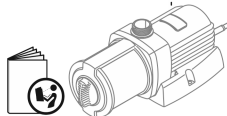
>5 cm

G1 1/2

Ø 38 mm
Ø 32 mm
Ø 25 mm



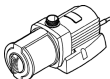
Trafo 30 VA
Transformer 30 VA
(INT: 85858, GB: 85859)



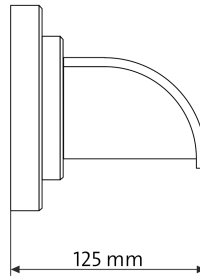
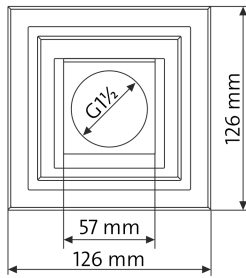
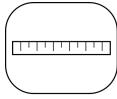
WSX0002




2300 l/h

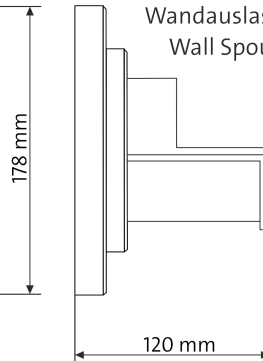
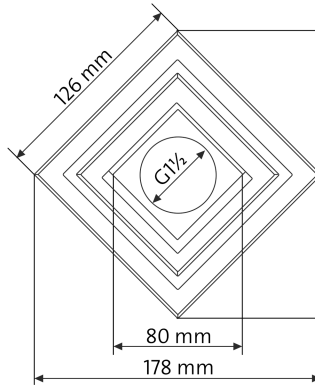


Aquarius Universal Premium Eco 3000



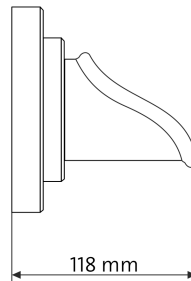
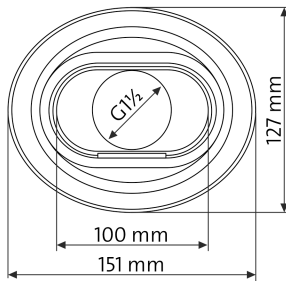
Wandauslass Quadrat
Wall Spout Square

 1.39 kg




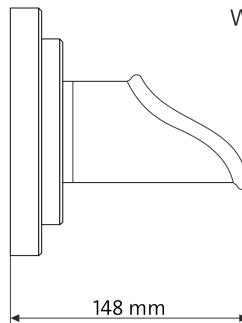
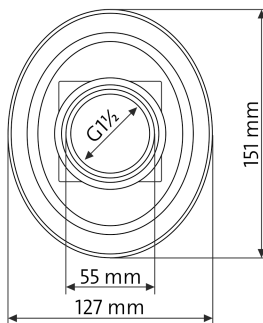
Wandauslass Rhombus
Wall Spout Rhombus

 1.47 kg




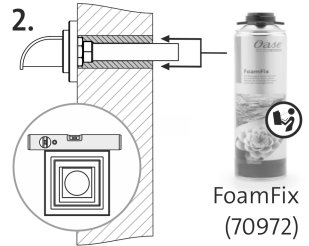
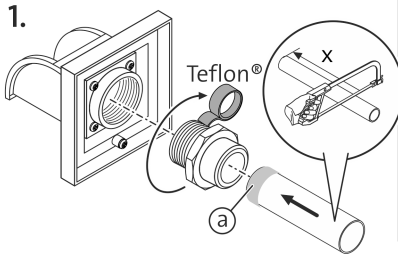
Wandauslass Ellipse
Wall Spout Ellipse

 1.43 kg

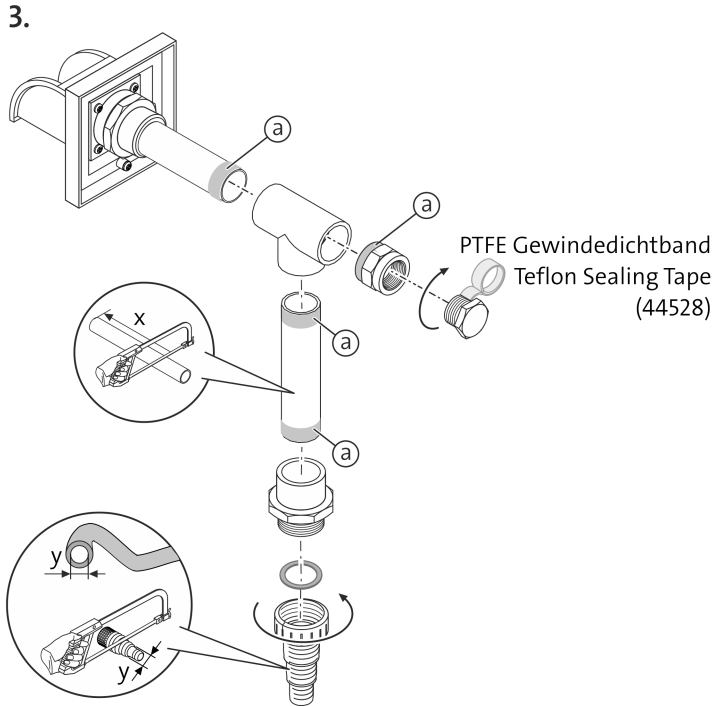


Wandauslass Rund
Wall Spout Circle

 1.43 kg



PVC Glue
(36861)



WSX0004

OASE GmbH
Postfach 2069 • 48469 Hörstel
Tecklenburger Straße 161 • 48477 Hörstel
Germany

www.oase.com
info@oase.com

Hotline: +49 5454 93 39 49 20